



Welcome

parents, guardians & parishioners

to the

Saint Thomas School

Annual State of the School Report



Purpose of Report

To provide parties with useful information that enables them to understand,

- the various resources supporting Saint Thomas School.
- revenues & expenses associated with the operation of the School.
- the outlook for the School's longer term operation.



The State of the school is...

sound.

Under current conditions, we see no identifiable issues or trends that place the school's longer term viability in jeopardy.



Looking at the big picture

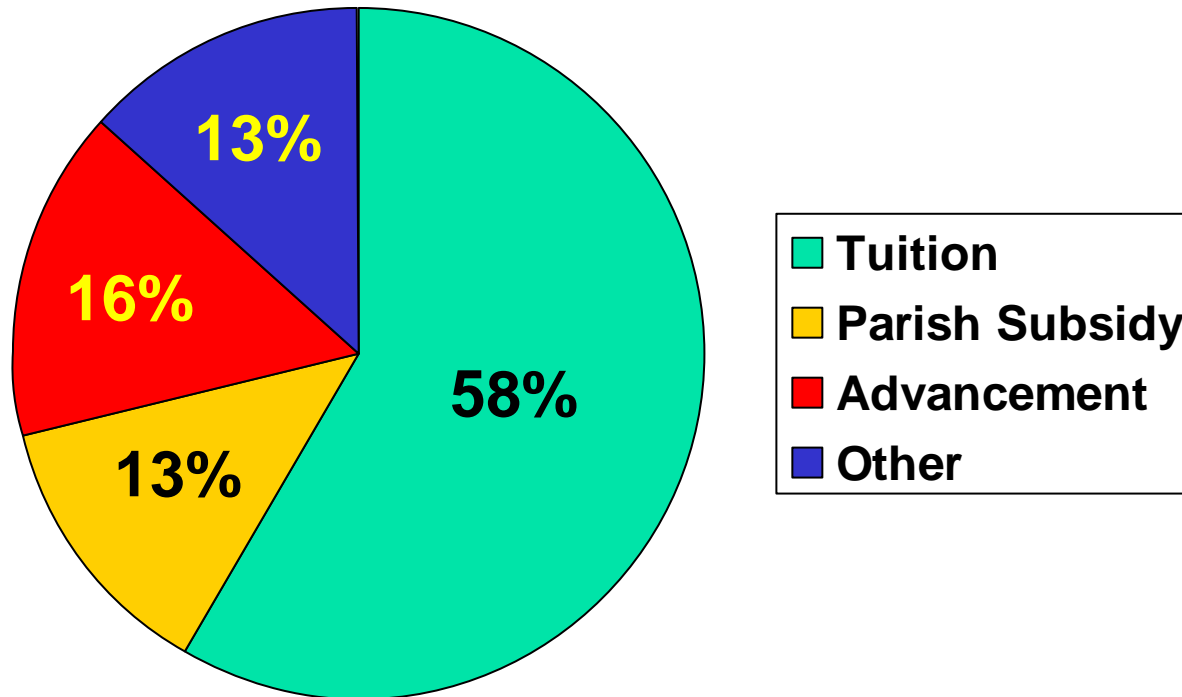
factors supporting the School

- Levels of Oversight
 - Office of Catholic Schools (OCS)
 - Finance Council / Business Office
 - STS School Board
- Parish support
- Enrollment & Financials



2012 K – 8 Budgeted Revenue

\$861,825

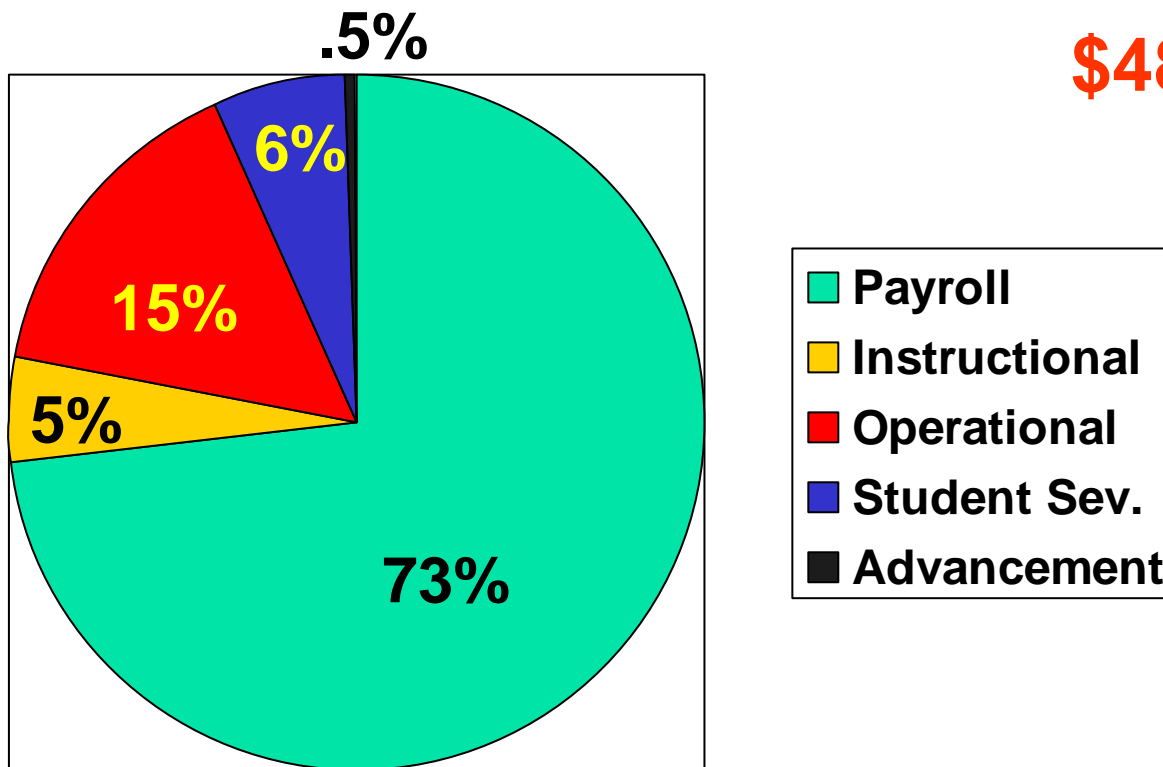


2012 K – 8 Budgeted Expenses

\$910,050

Expenses exceed
Revenues by

\$48,225 (K-8)



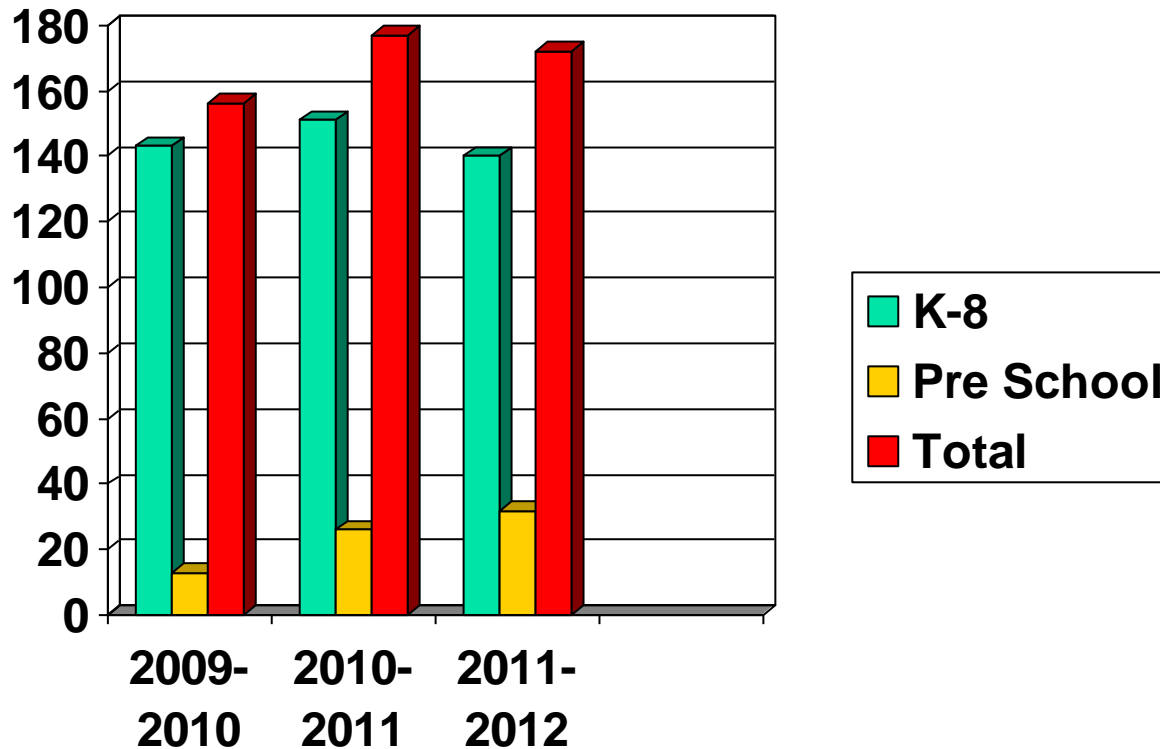
Enrollment History

K – Grade 8

2009	2010	2011
143	151	140

Preschool

2009	2010	2011
13	26	32





K – 8 Expenses per Student & Tuition Comparison

	2009 - 2010	2010 - 2011	2011 - 2012	Change (from last yr.)
Expense per student	\$5,905	\$6,088	\$6,521	\$433 7.1%
Annual Tuition (total)	\$3,650	\$3,850	\$3,950	\$100 2.6%



STS Mission Statement

Saint Thomas School

Is a faith based community dedicated to

- Developing lifelong learners
- Instilling Christian values
- Guiding students to a personal relationship with Christ
- Fostering a positive self image



Don't Keep Us a Secret!

Word of mouth is still the best promotion.

- 1) High Iowa test scores from students at STS
- 2) Focus on developing the entire student
- 3) Dedicated, certified faculty & staff
- 4) (You pick the last)



Thank You

Questions